



2201 Morrie Ave.
Cheyenne, WY 82001
(307) 632-2248
www.poderacademy.com

(5/28/14)

RE: PODER MAPS Results

We are pleased to release our summary MAPS data for the 2013-14 academic year. Below you will find the mean scores for each class, in each subject tested, per Wyoming State standards. The 'mean' is the average score for all students in each class. The 'RIT' refers to individual student scores on the MAPS test.

The data below will show exceptional growth across all subjects tested and will also show that PODER finished the year with scores that were significantly above the national norm. The 'norm' was established by the Northwest Evaluation Association (NWEA) based on samples of at least 20,000 students per grade. These samples were randomly drawn from a test records pool of 5.1 million students, from over 13,000 schools in more than 2,700 school districts in 50 states.

These scores are significant for various reasons. Chief among them is the school's success rate in boosting scores with students coming from a diversity of backgrounds, including many students starting year behind grade level. Furthermore, the average growth for an average school is roughly 10-12 points. Students at PODER Academy saw an average growth that was well above that, in some cases nearly double that rate of 15-20 points. Lastly, these scores have a strong correlation to student performance on the state standardized tests (PAWS), the results for which will be released in August.

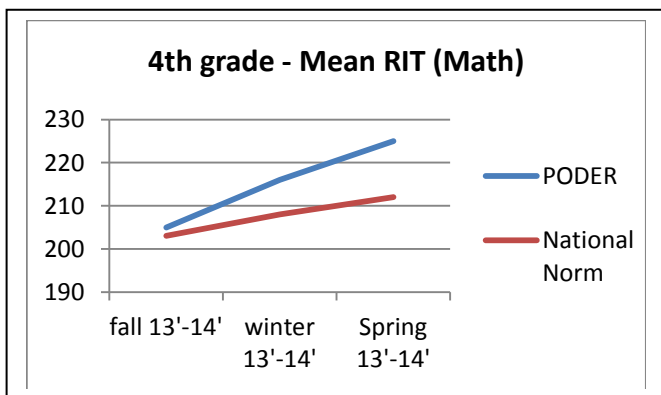
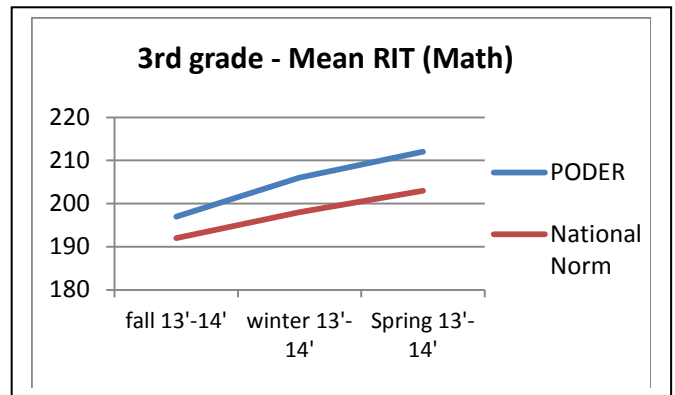
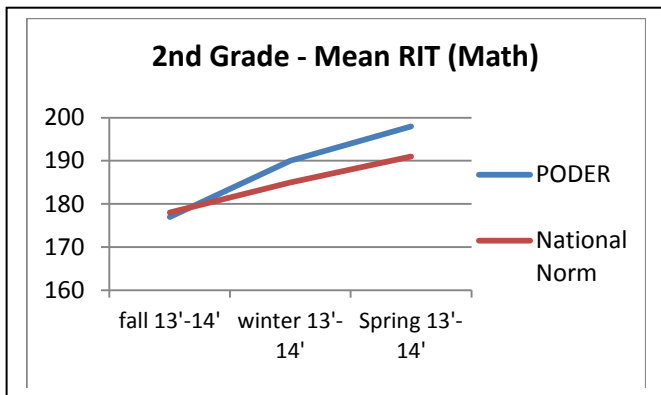
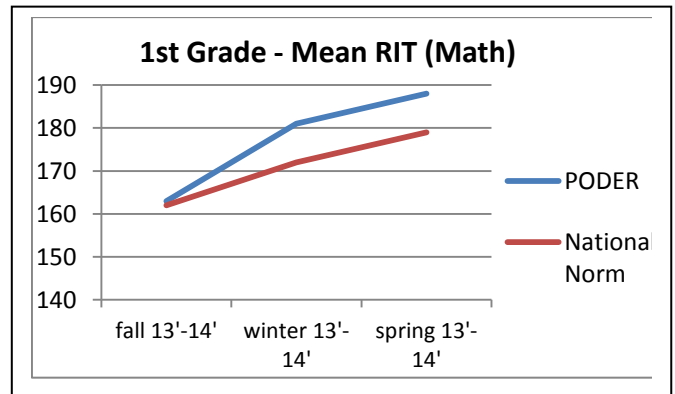
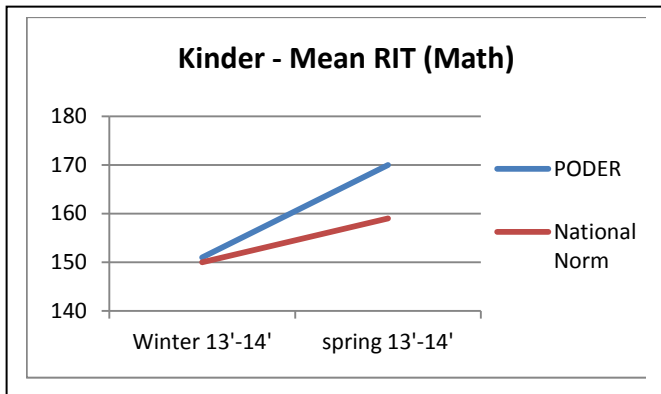
For any questions with regard to our MAPS data, please feel free to contact the school at (307) 632-2248.

Sincerely,

Nick Avila –
Chief Operating Officer / Legal Affairs

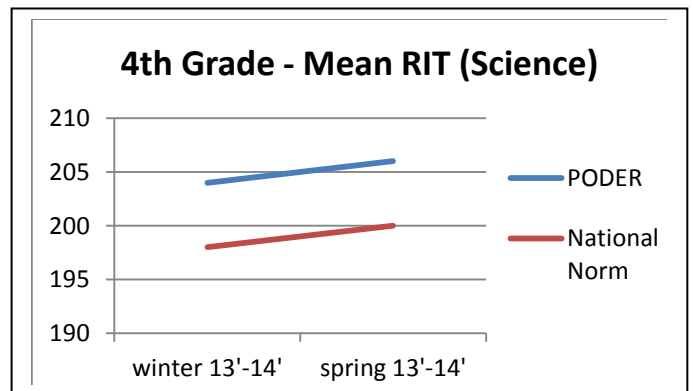
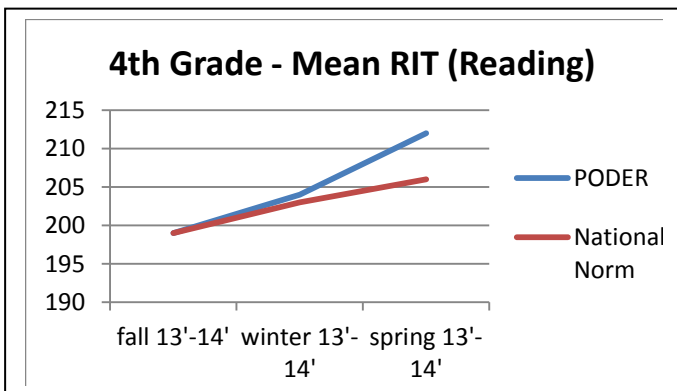
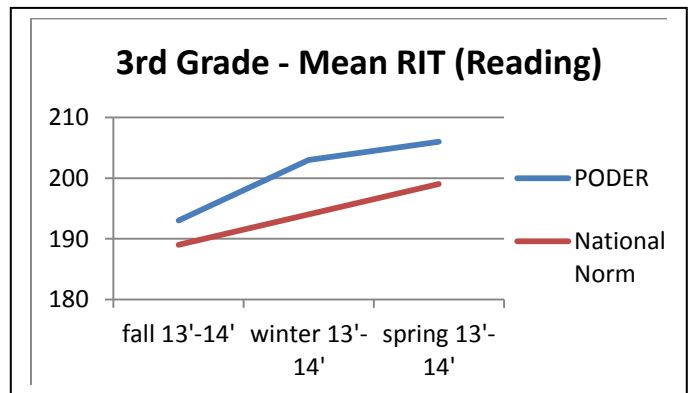
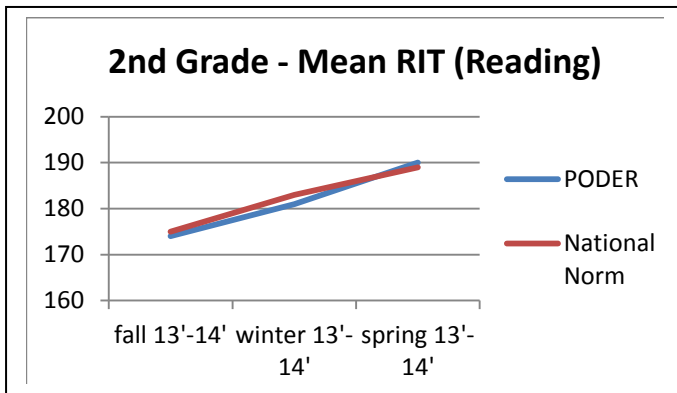
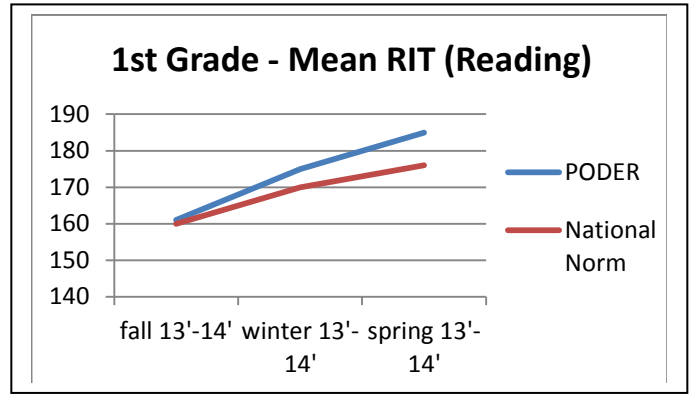
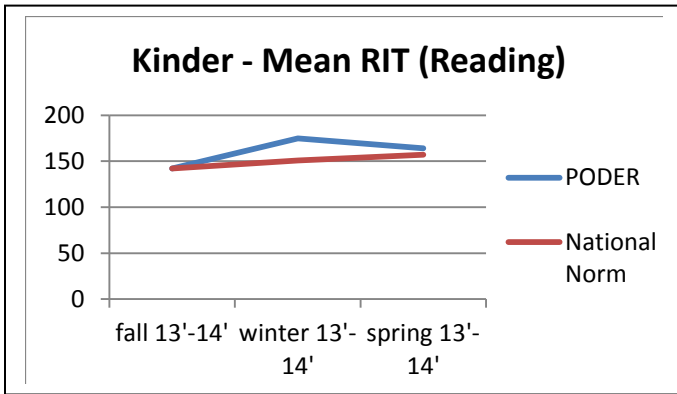


Below are the NWEA MAPS mean scores for **math** in each respective class for the 2013-2014 academic year. *Please note that kinder classes began testing in the winter.





Below are the NWEA MAPS mean scores for **reading** in each respective class for the 2013-2014 academic year. Please note that 4th grade testing for science began in winter.





2201 Morrie Ave.
 Cheyenne, WY 82001
 (307) 632-2248
 www.poderacademy.com

Below are the NWEA MAPS mean scores for **language** in each respective class for the 2013-2014 academic year. Please note that kinder and 1st grade do not test in language.

